



Architect and Engineer Specifications

10901 Hampshire Ave. So., Minneapolis, Minnesota 55438-2385 U.S.A.
Telephone: (800) 447-2257 or (952) 944-9050 • FAX: (800) 421-3839 or (952) 944-1546

© January 2001 Winsted Corporation

Model: PRO SERIES I KNOCKDOWN VERTICAL RACKS

1) General Description

- 1.1 Vertical equipment cabinets. See Appendixes "A", "B" and "C" for typical styles and measurements.
- 1.2 The contractor shall supply a system of vertical racks capable of supporting specified electronics.
- 1.3 The cabinets shall be capable of being configured in a variety of heights, either as a single unit or as a series of connected units.
- 1.4 Side components shall offer ventilation. The bottom shall be open with closure panel available.
- 1.5 Rack rails shall be punched and adjustable with a lacing bar.
- 1.6 Model options shall include those that are welded and shipped as an assembled unit.

2) Standards

- 2.1 The system shall comply with Electronic Industry Association (E.I.A.) specifications for rack mounting ANSI/EIA standard RS-310.

3) Drawings

- 3.1 The contractor shall supply five sets of scaled drawings for each vertical rack cabinet assembly showing the location of all the specified electronics in isometric view in addition to a plan (top) and front views.
- 3.2 The specification of sizes and dimensions shown in the drawings shall have a tolerance of not more than +/- 0.062" (1.6mm).

4) Welded Pre-Engineered Construction

All components within each rack cabinet shall be:

- 4.1 Of pre-engineered construction, ie: constructed from a series of independent components.
- 4.2 Available from a pre-defined manufacturers component model number representing a complete starter and/or add-on cabinet.
- 4.3 In common production for at least two years prior to the date of submission.

- 4.4 Free from alterations to the installed cabinet or series of cabinets, will be accomplished without the need for either welding or carpentry work.
- 4.5 Capable of cables or conduits passing through the entire width of a series of connected vertical cabinets without obstruction.
- 4.6 Capable of supporting E.I.A. standard 19" (483mm) width rack mounted equipment.
- 4.7 Constructed of 18 (.047") gauge skins with 14 (.074") gauge horizontal struts welded front to back for rack rail support.
- 4.8 Constructed of 14 (.074") gauge steel outer rack rails.
- 4.9 Of standard vented or solid blank panel and shall be determined by the contractor and included to cover areas not filled in with specified equipment. These panels shall be measured in standard rack unit multiples and available with standard part numbers for future changes to the system.

5) Finish and Color

- 5.1 All exterior and frame steel components including blank panels shall be zinc oxide wash primer then painted black textured baked enamel.

6) Optional Accessories

- 6.1 A full range of optional accessories are available including but not limited to:
- 6.2 Caster kit, electrical outlet supply, shelf support brackets, stationary shelves, pullout shelves, rack slide kits, drawers, blowers and cooling fans, corner fillers and spacers.

7) Mounting Hardware

- 7.1 Mounting hardware for the specified electronics shall be available upon request. Panel bolts, washers and clips with captive nuts suitable for use with E.I.A. standard punched rack rails shall be included.

Architect and Engineer Specifications

7) Mounting Hardware (con't)

7.2 Slide kits where appropriate (including drawers) shall be of ball bearing operation. Friction or roller type slides are not acceptable.

8) Instructions

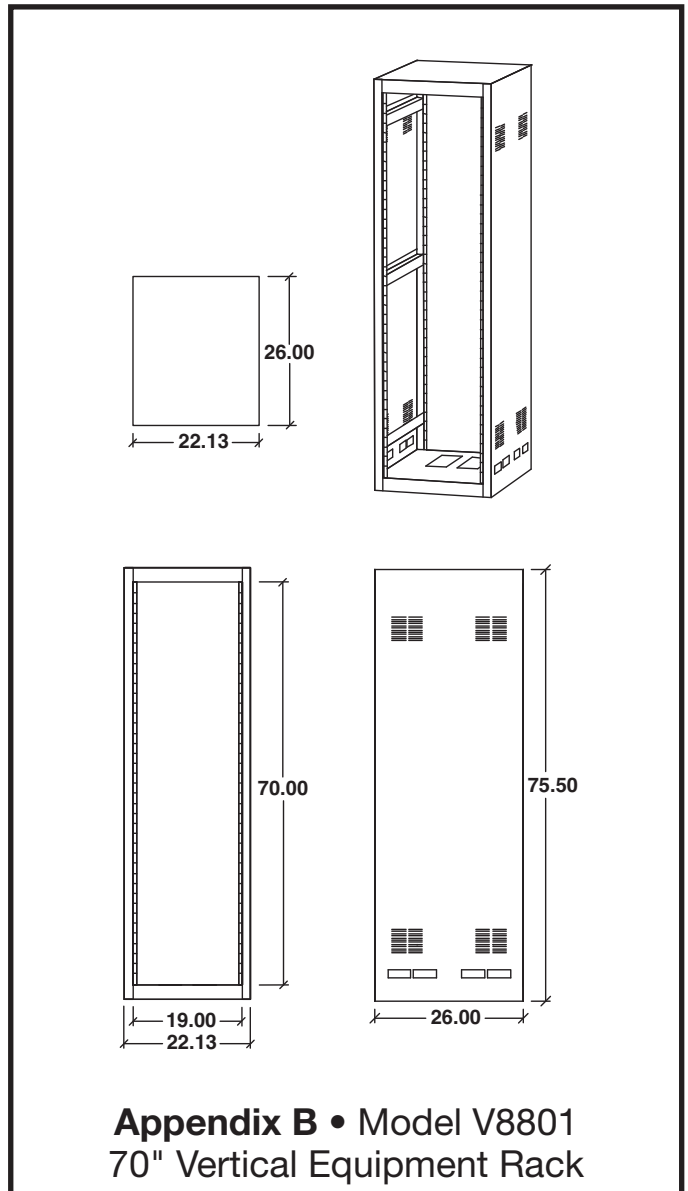
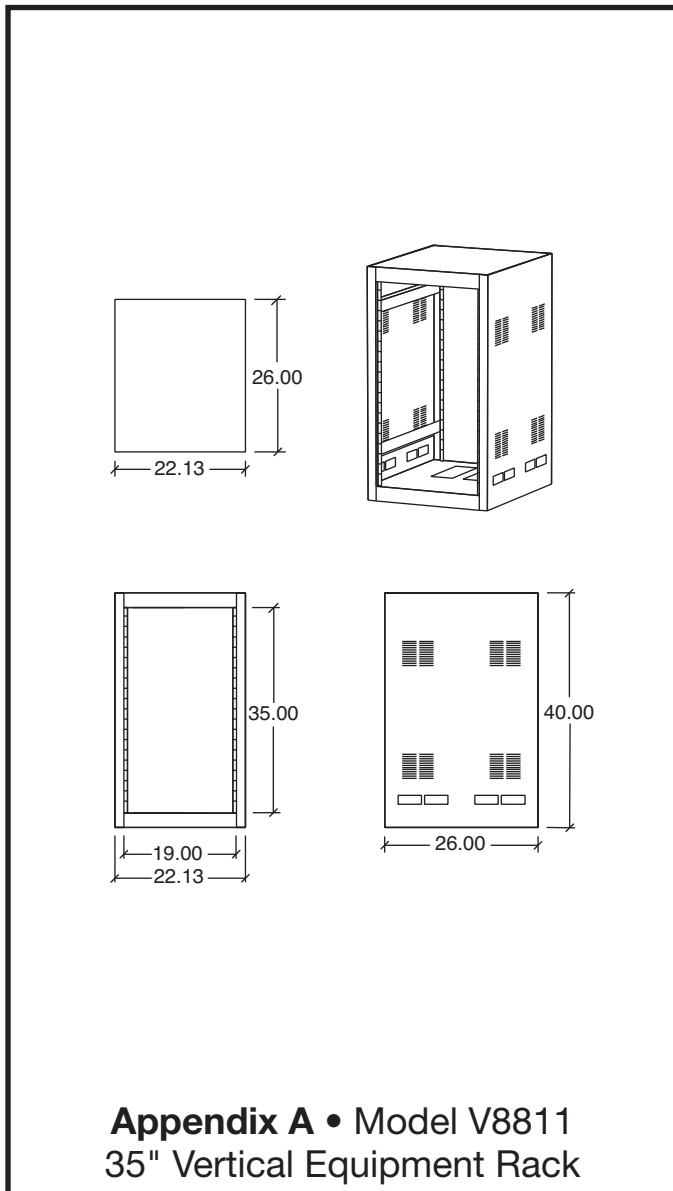
8.1 Fully detailed assembly instructions in the English language shall be supplied with both written and pictorial descriptions for each item/model numbered component.

9) Packaging

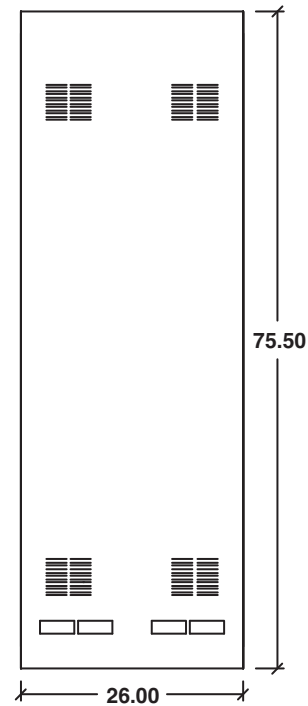
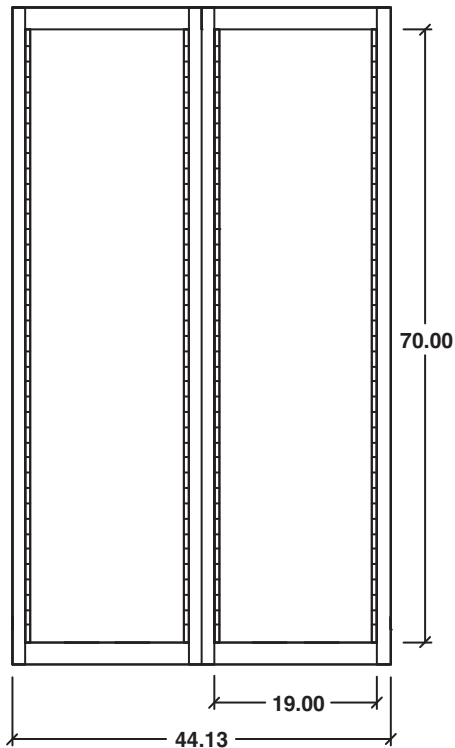
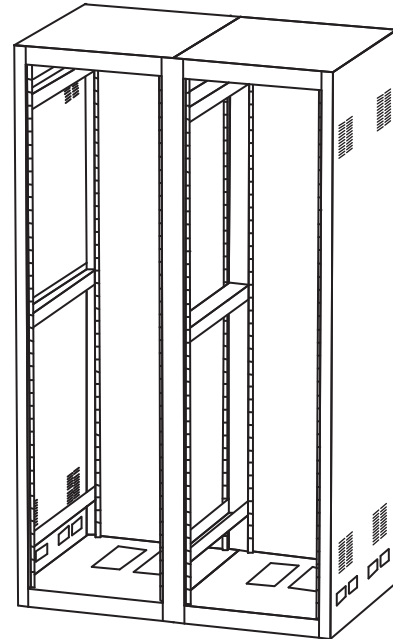
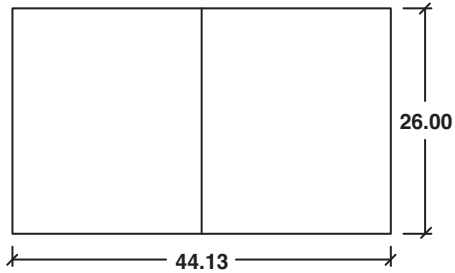
9.1 Each system component part number shall be independently marked and packed into double or triple ply corrugated outer cartons and shall be suitable for storage and shipping to site without damage.

10) Warranty

10.1 The manufacturer shall provide a written ten year warranty against defects of all component parts, material, and workmanship under normal use.



Architect and Engineer Specifications



Appendix C • Model V8802 • 70" Double Bay Vertical Rack